

**Excellent Durability and Vibration Absorption**



**Specific Features**

- **Combination of Advantages of Reinforced Plastic with Those of Elastomer**  
The outer shell is made of reinforced plastic formed with glass cloth or cotton cloth, and the sliding face is made of elastomer. Therefore, it is of high adhesive property, excellent corrosion resistance and light weight.
- **Outstanding Durability and Stable Performance**  
Shaft load is balanced by high elasticity of rubber and increased coverage area to avoid concentrated load in the aft end.
- **Effective Absorption of shaft vibration**  
With the unique features of rubber, the EVR absorbs shaft vibration and prevents premature wear down of components.
- **Prevention of Electrolytic Corrosion on the Shaft Sleeve**  
Since the construction materials are non-conducting, EVR bearing cuts the corrosive electric current from the shaft sleeve and prevents the shaft sleeve surface from getting rough.

● **Straight Type Bearing**

The outer shell is made of cotton cloth reinforced plastic (CRP) which is impregnated by thermosetting resin. It is suitable to be installed in ships with relatively small diameters.

● **Flange Type Bearing**

The outer shell is made of Glass cloth reinforced plastic (GRP), and is suitable for relatively larger diameter.

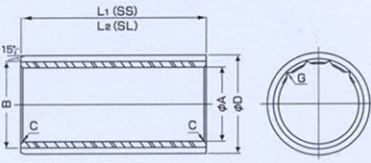
● **Temperature Control**

Cooling water is required for prevention of aging and fatigue on the bearing due to heat build up. During the shaft rotation, it is recommended to cool the bearing to the normal temperature as shown in the table below. Do not rotate the shaft without supplying water.

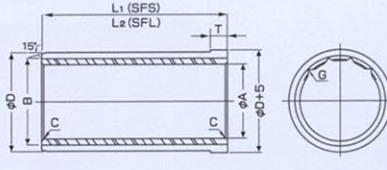
Sleeve O.D.	Water Flow Rate
$D_s < \phi 350\text{mm}$	$(5\sim 5.5)D_s^2 \times 10^{-5}\text{m}^3/\text{hr}$
$D_s \geq \phi 350\text{mm}$	$(6\sim 7)D_s^2 \times 10^{-5}\text{m}^3/\text{hr}$

# Standard Dimensions

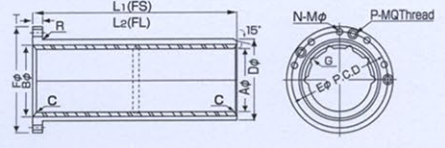
**Straight Type SS or SL**



**Small Flange Type SFS or SFL**



**Flange Type FS or FL**



**Straight Type SS or SL** (mm)

Size	A	B	D	L1	L2	C	G	Mass (kg)	
								SS	SL
50	50	62	70	100	200	2	8	0.2	0.5
55	55	67	75	110	220	2	8	0.3	0.6
60	60	72	80	120	240	2	8	0.3	0.7
65	65	79	88	130	260	2	8	0.5	0.9
70	70	86	95	140	280	2	8	0.6	1.2
75	75	91	100	150	300	2	8	0.7	1.4
80	80	99	110	160	320	2	8	0.9	1.8
85	85	104	115	170	340	2	8	1.1	2.1
90	90	109	120	180	360	2	8	1.2	2.4
95	95	114	125	190	380	2	8	1.3	2.6
100	100	119	130	200	400	2	8	1.4	2.8
105	105	126	138	210	420	2	8	1.8	3.6
110	110	131	145	220	440	2	8	2.0	4.0
115	115	136	150	230	460	2	8	2.2	4.4
120	120	141	155	240	480	2	8	2.4	4.7
125	125	149	165	250	500	3	10	3.0	6.0
130	130	154	170	260	520	3	10	3.2	6.5
135	135	159	175	270	540	3	10	3.5	7.0
140	140	164	180	280	560	3	10	3.7	7.4
145	145	169	185	290	580	3	10	4.0	7.9
150	150	174	190	300	600	3	10	4.4	8.8
155	155	179	195	310	620	3	10	4.5	9.0
160	160	185	205	320	640	3	10	5.8	11.7
170	170	196	215	340	680	3	10	6.1	12.3
180	180	205	225	360	720	3	10	6.8	13.7
190	190	218	240	380	760	3	12	8.6	17.1

**Flange Type FS or FL** (mm)

Size	A	B	D	E	F	L1	L2	T	R	C	G	N-Mφ	P-Q	Mass (kg)	
														FS	FL
														100	100
105	105	126	138	165	190	210	420	13	2	2	8	6-14	2-10	2.3	4.3
110	110	131	145	170	195	220	440	13	2	2	8	6-14	2-10	2.6	5.0
115	115	136	150	175	200	230	460	13	2	2	8	6-14	2-10	2.9	5.5
120	120	141	155	180	205	240	480	13	2	2	8	6-14	2-10	3.1	5.9
125	125	149	165	200	230	200	400	15	3	3	10	8-14	2-12	3.3	6.1
135	135	159	175	210	240	220	440	15	3	3	10	8-14	2-12	3.8	7.1
145	145	169	185	220	250	240	480	15	3	3	10	8-14	2-12	4.2	8.2
155	155	179	195	230	260	260	520	18	3	3	10	8-14	4-12	5.1	9.5
168	168	194	213	245	280	280	560	18	3	3	10	8-14	4-12	6.6	12.5
178	178	205	228	260	295	300	600	20	3	3	10	6-18	4-12	8.4	15.9
188	188	215	238	270	305	320	640	20	3	3	12	6-18	4-12	9.3	17.7
200	200	230	255	290	325	340	680	20	4	3	12	8-18	4-16	11.5	22.1
210	210	240	265	300	335	360	720	23	4	3	12	8-18	4-16	12.8	24.5
220	220	252	280	315	350	380	760	23	4	4	12	8-18	4-16	15.4	29.5
230	230	262	290	325	360	400	800	23	4	4	12	8-18	4-16	16.8	32.2
242	242	274	302	340	380	420	840	25	5	4	12	8-18	4-16	18.6	35.6
252	252	284	312	350	390	440	880	25	5	4	12	8-18	4-16	20.1	38.6
265	265	297	325	365	405	460	920	25	5	4	12	8-22	4-16	22.0	42.1
275	275	309	340	380	420	480	960	25	5	4	12	8-22	4-16	25.7	49.5
285	285	319	350	390	430	500	1000	25	5	4	12	8-22	4-16	27.4	53.1
295	295	329	360	400	440	520	1040	25	5	4	12	8-22	4-16	29.4	56.9
308	308	339	370	415	460	540	1080	25	5	4	12	8-22	4-20	30.7	59.1
318	318	349	380	425	470	560	1120	28	6	4	12	8-22	4-20	32.9	63.3
328	328	359	390	435	480	580	1160	28	6	4	16	8-22	4-20	35.0	67.3
338	338	369	400	445	490	600	1200	28	6	4	16	8-22	4-20	37.1	71.4
350	350	381	415	460	505	620	1240	28	6	5	16	8-22	4-20	41.5	80.1
360	360	391	425	470	515	640	1280	28	6	5	16	8-22	4-20	43.8	84.8
370	370	401	435	480	525	660	1320	28	6	5	16	8-22	4-20	46.2	89.5
382	382	413	448	495	540	680	1360	28	6	5	16	8-22	4-20	49.8	96.5
392	392	423	458	505	550	700	1400	30	6	5	16	8-22	4-20	52.6	101.9
405	405	435	470	520	565	720	1440	30	6	5	16	8-22	4-20	55.0	106.4
415	415	445	480	535	585	740	1480	30	6	5	16	8-26	4-24	58.1	112.2
425	425	455	490	545	595	760	1520	30	6	5	16	8-26	4-24	60.9	117.6
435	435	465	500	555	610	780	1560	30	7	5	20	8-26	4-24	64.0	123.5
445	445	475	510	565	620	800	1600	30	7	5	20	8-26	4-24	66.9	129.2
460	460	490	530	585	640	820	1640	35	7	5	20	8-26	4-24	77.1	148.7
470	470	500	540	595	650	840	1680	35	7	5	20	8-26	4-24	80.4	155.2
480	480	510	550	605	660	860	1720	35	7	5	20	8-26	4-24	83.8	161.9
490	490	520	560	615	670	880	1760	35	7	5	20	10-26	5-24	87.2	168.7
500	500	530	570	625	680	900	1800	35	7	5	20	10-26	5-24	90.8	175.6
510	510	540	580	635	690	920	1840	35	7	5	20	10-26	5-24	94.4	182.7
520	520	550	590	645	700	940	1880	35	7	5	20	10-26	5-24	98.0	190.0
530	530	560	600	655	710	960	1920	35	7	5	20	10-26	5-24	101.7	197.3
540	540	570	610	665	720	980	1960	35	7	5	24	10-26	5-24	105.5	204.9
550	550	580	620	675	730	1000	2000	35	7	5	24	10-26	5-24	109.4	212.5

- Note.
- Other EVR size can be supplied upon requests.
  - In type SFS and SFL, the case in which is included screws for pulling out, small flange outside diameter get large for above dimensions.